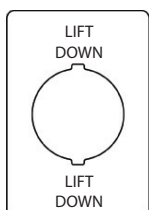
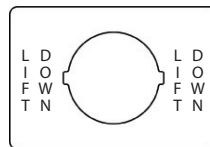


Accessories

Figure 2 - Engraved Legend Plates



Cat. No. 800F-36VE416



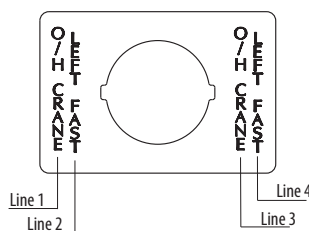
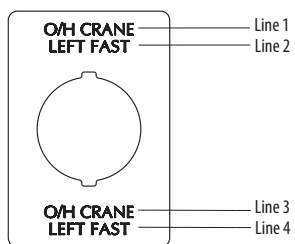
Cat. No. 800F-36HE416

| Description | Cat. No. ⁽¹⁾ |
|-------------------------------|-------------------------|
| Blank | 800F-36BE100 |
| 0-I | 800F-36xU231 |
| I-0-II | 800F-36xU234 |
| RESET | 800F-36xE186 |
| START | 800F-36xE208 |
| STOP | 800F-36xE212 |
| 1-2 SPEED, HOIST, LEFT | 800F-36xE401 |
| 1-2 SPEED, HOIST, RIGHT | 800F-36xE402 |
| 1-2 SPEED, LIFT, DOWN | 800F-36xE403 |
| 1-2 SPEED, LIFT, UP | 800F-36xE404 |
| 1-2 SPEED, O/H CRANE, FORWARD | 800F-36xE405 |
| 1-2 SPEED, O/H CRANE, REVERSE | 800F-36xE406 |
| 1-2-3 SPEED, HOIST, LEFT | 800F-36xE407 |
| 1-2-3 SPEED, HOIST, RIGHT | 800F-36xE408 |
| 1-2-3 SPEED, LIFT, DOWN | 800F-36xE409 |
| 1-2-3 SPEED, LIFT, UP | 800F-36xE410 |

| Description | Cat. No. ⁽¹⁾ |
|---------------------------------|--|
| 1-2-3 SPEED, O/H CRANE, FORWARD | 800F-36xE411 |
| 1-2-3 SPEED, O/H CRANE, REVERSE | 800F-36xE412 |
| ALARM | 800F-36xE413 |
| HOIST, LEFT | 800F-36xE414 |
| HOIST, RIGHT | 800F-36xE415 |
| LIFT, DOWN | 800F-36xE416 |
| LIFT, DOWN FAST | 800F-36xE417 |
| LIFT, UP | 800F-36xE418 |
| LIFT, UP FAST | 800F-36xE419 |
| O/H CRANE, FORWARD | 800F-36xE420 |
| O/H CRANE, FORWARD, FAST | 800F-36xE421 |
| O/H CRANE, LEFT FAST | 800F-36xE422 |
| O/H CRANE, REVERSE | 800F-36xE423 |
| O/H CRANE, REVERSE, FAST | 800F-36xE424 |
| O/H CRANE, RIGHT FAST | 800F-36xE425 |
| START, ALARM | 800F-36xE426 |
| Custom text | 800F-36xE100 ⁽²⁾ ⁽³⁾ |

- (1) For vertically mounted operators, replace the x with a V. Example: Cat. No. 800F-36xE186 becomes Cat. No. 800F-36VE186.
For horizontally mounted operators, replace the x with an H. Example: Cat. No. 800F-36xE186 becomes Cat. No. 800F-36HE186.
- (2) Font code (K, S, L) must be selected from the table following [Figure 3](#).
- (3) Please complete the [Custom Text Fax/Scan Sheet on page 82](#) to verify accuracy of legend plate engraving.

Figure 3 - Font Code



| Font Size | Vertical Mounting (V) | | Horizontal Mounting (H) | |
|--------------|--------------------------|-------------------|--------------------------|-------------------|
| | Characters Per Line, Max | No. of Lines, Max | Characters Per Line, Max | No. of Lines, Max |
| K (small) | 16 | 4 | 9 | 4 |
| S (standard) | 14 | 4 | 8 | 4 |
| L (large) | 10 | 2 | 7 | 2 |

Table 37 - Miscellaneous Accessories

| | Description | | Pkg. Quantity | Cat. No. | |
|---|---------------------------------------|---------------------------|---------------------------------|--------------------------|-----------|
|  | Plastic mounting latch | | 10 | 800F-ALP | |
|  | Mechanical interlock latch | | 1 | 800FC-ALP ⁽¹⁾ | |
|  | Replacement wire guide ⁽²⁾ | | 10 | 800FC-AWG | |
|  | Replacement trim washer | | 10 | 800F-ATW1 | |
|  | Insulated side jumper | | 50 | 1492-SJ5A-24 | |
| | | | | 1492-SJ5A-10 | |
|  | Hole plug | | 1 | 800F-N2 | |
|  | Description | Type | Pkg. Quantity | Cat. No. | |
| | Contact block | | N.O. | 10 | 800F-X10 |
| | | | N.C. | | 800F-X01 |
| | | | N.O. low-voltage – QuadConnect™ | | 800F-X10V |
| | | | N.C. low-voltage – QuadConnect | | 800F-X01V |
| | | | N.C.E.B. | | 800F-X01B |
| | | | N.O.E.M. ⁽³⁾ | | 800F-X10E |
| | | | N.O.L.M. ⁽⁴⁾ | | 800F-X10N |
| | | N.O.E.E.M. ⁽⁵⁾ | 800F-X10M ⁽⁶⁾ | | |
|  | Cable sleeve | 3-hole (M20 x 1.5) | 1 | 800FC-AS3 | |
| | | 9-hole (M32 x 1.5) | | 800FC-AS5 | |
|  | Protective boot | Extended push button | 10 | 800F-ABE7 ⁽⁷⁾ | |
| | | 2-position multi-operator | | 800F-AUB2 ⁽⁷⁾ | |
|  | Narrow plastic guard | Yellow | 1 | 800F-AMEGY | |
|  | Integrated LED module | 24V AC/DC | 10 | 800F-N3x ⁽⁸⁾ | |
| | | 120V AC | | 800F-N5x ⁽⁸⁾ | |

(1) Only for use with 1-, 2-, and 3-speed operators.

(2) Wire guides are provided with enclosures.

(3) First contact closure of 1- and 2-speed operators.

(4) Second contact closure of 2-speed operators and third contact closure of 3-speed operators.

(5) First contact closure of 3-speed operators.

(6) For proper operation, Cat. No. 800F-X10M must be mounted in position 3 of the mechanical or standard latch.

(7) Not for use with 1-, 2-, and 3-speed operators.

(8) To complete the cat. no., replace the x with one of the following letters for the desired color: Y = Amber, R = Red, G = Green, B = Blue, W = White.